

BADLANDS GUILD NEWSLETTER

NOVEMBER 2010

PRESIDENT'S REPORT

BY

Susan Melgaard

Retreat is over. I waited almost all year for it and now it's just wonderful memories. I hope all of you enjoyed yourselves as much as I did. Wasn't Sharon Schamber fun? Her quilts were unbelievable. All the classes were good. Every class I took was enjoyable and I know I'll finish them all. How lucky we were this year too. No snow, no freezing rain, just one little old rain storm in the middle of the night. Of course, I might not remember that little bit of rain if I had closed the sun roof on the car completely. Can I blame that on my excitement? Oh well, that's my story and I'm sticking to it! Elsewhere, in the newsletter you will see a message from Debbie Hendrickson. Please read this message and give it some thought. We will discuss it at the next meeting. Up here in the far North West corner of North Dakota we are still harvesting. Yesterday I bought LOTS of groceries in Minot and this morning I drove out to the farm to help. Not that I'm the best helper but I'm the only one right now. Guess that makes me special. (At least until our son gets here tomorrow.) This part of the state is usually the last to harvest and coming home this evening you could see combines in every direction. Enough chatter for now. Hope to see some of you in Bismarck at the Quiltfest and the rest of you at the next meeting.

LOST AND FOUND FROM RETREAT

LOST– Rowenta Travel Iron

FOUND - Two extension cords, one orange and one brown, a pressing mat, pin cushion and the belt and pin for a sewing machine. Anyone missing these items email Robin: robininbeach@gmail.com

A BIG THANK YOU TO OUR DOOR PRIZE DONORS FOR THE BADLANDS QUILT RETREAT, OCTOBER 2010

Dakota Sew & So	Dickinson, ND
Dakota Cabin Quilts	Hettinger, ND
Which Way Quilts	Baker, MT
Quilt Haus	Bismarck, ND
Prairie Lake Quilting	Medicine Lake, MT
Sip & Sew	Beach, ND
Enchanted Room	Glendive, MT
Quilts & More	Sidney, MT
The Bent Pin	Williston, ND
Barrett Pharmacy & Fabrics	Watford City, ND
Bear Paw Productions (Brenda Henning)	Anchorage, AK
Norma Lee Miller	Williston, ND
Kris Jacobson	Bowman, ND
Thread Junkie (Kari Huber)	Bismarck, ND
Blank Quilting	
Sheila Murphy	Killdeer, ND

**MINUTES OF THE BADLANDS QUILTERS GUILD
MEETING IN MEDORA, OCTOBER 9, 2010**

The meeting was called to order by the president, Susan Melgaard. 36 members signed the roll call sheet.

First item: The sewing rooms have been reserved for the sleepover in January. Susan will ask the AmericInn to reserve a block of sleeping rooms. Members are to make their own room reservations and stay as long as they like. Bring something for the pot luck noon lunch on Saturday, January 15, 2011. Meeting will follow at 1 P.M.

The May 2011 meeting will be in Bismarck and the September 2011 meeting in Watford City. This is a change. The November 2010 meeting will be in Medicine Lake, MT on Saturday, November 20. The March meeting will be during Minot's Quilt Fest, Saturday, March 19.

Thanks to Kathy Klang for editing the newsletter. Send anything you have to her by the end of the month.

RETREAT - Kris Jacobson suggested purchasing containers with wheels to store the ironing boards, irons and extension cords. Motion was made by Kaye Tufton, 2nd by Cindy Sorenson to buy the containers, paying for them from the guild account. Motion carried.

Suggestion to advertise the Badlands retreat at other quilt shows or retreats.

Suggestion that classes be cancelled Sept. 1 if there are not enough sign ups. Those who have signed up should be notified BEFORE the retreat if a class is cancelled. Internet notification is not adequate.

Ginny Elliot will be the registration chair person again next year. National teacher will be Deb Karasik. Her website is www.quiltmavens.com

Members can pay their 2011 dues today to Donna Nason, \$20, at a future meeting or send them to her at 1404 11th St. SW, Minot, ND 58701. DeLaura Dodds challenged the members taking Vickie Loh's Fractured Fun this year to complete their project and bring to to September meeting in Watford City next year.

COWBOY CHRISTMAS - After much discussion, a motion was made by Kris Jacobson, 2nd by Mary Olson, to just have a quilt show at the AmericInn during Cowboy Christmas this year. Robin Johnson will be in charge of putting up the quilts. The quilts need to be in her hands by the end of November. Bring to the November meeting or get them to her. Any kind of quilts or wall hangings are welcome.

TREASURER'S REPORT - Norma Lee gave a brief report. Guild account had deposits of \$80.82 with a balance of \$6,301.78. Retreat balance, before paying any bills, is \$21,641.92. She thinks we will be in the black after paying the bills. Norma Lee also stated that the guild has helped out the retreat account to the tune of \$3,140.04 over the past 2 years.

President Susan and Lynn Heald are suggesting printing in the newsletter block patterns from the book The Farmer's Wife. They will try to obtain permission to do this for the next year and letters from the book, if possible. The blocks are 6 inch.

ANNOUNCEMENTS - Bismarck/Mandan Capital QuiltFest is Nov. 5-7 at the Double Wood. Our own Kathy Johnson as well as Harriet Hargrave will be teachers. There are raffle tickets available. They are in need of quilt show entries. Entry fee is \$10 if you want it judged and \$5 if it will not be judged (don't know that's all about!) and deadline to enter is Oct. 22. Several sewing machines will be given away, including one to a junior quilter. For an entry form for the show or registration for the event go to: www.ndcapitalquilters.com Main contact person for Quilt Fest is Denise Mortenson, # 701-663-5261 or Rita Fuller 701-751-1003 for show info

Meeting adjourned. Remember the meeting in November is in Medicine Lake, MT.

Respectfully submitted, Eileen Solberg, Acting secretary

Capital Quiltfest
November 5th – 7th
Double Wood
<http://ndcapitalquilters.com/>

**BADLANDS QUILTERS GUILD
GENERAL ACCOUNT
TREASURER'S REPORT
SEPTEMBER 18, 2010**

Bank Balance 7/17/2010		\$6220.96
Plus Deposits	\$ 80.82	
Less Checks Issued	\$00.00	
Current Balance 9/18/2010		<u>\$6301.78</u>

**BADLANDS QUILTERS
GUILD RETREAT ACCOUNT
TREASURER'S REPORT
SEPTEMBER 18, 2010**

Bank Balance 9/18/2010		\$5964.07
Plus Deposits	\$12307.00	
Less Checks Issued	\$ 00.00	
Current Balance 9/18/2010		<u>\$18271.07</u>

**BADLANDS QUILTERS GUILD
FINANCIAL STATEMENT
JULY 2008-JUNE 2010**

INCOME:		
Membership Dues	\$3690.00	
Bank Account Interest	14.41	
Williston Meeting November 2008 Food	100.00	
TOTAL INCOME		<u>\$3804.41</u>
EXPENSES:		
Phone, Postage, Copies	\$ 152.06	
Stationary and Supplies	79.19	
Retreat Advertising	208.50	
Retreat Door Prizes	594.07	
Newsletter	127.26	
N.W. Quilt Council Memberships	60.00	
State Registrations	20.00	
Raffle Quilt Fabric and Ticket Printing	672.47	
Transfer to Retreat Account for Lectures	775.00	
Transfer to Retreat Account Membership Subsidy	890.00	
Sleep Over Door Prizes	49.89	
North Dakota State Fair Prizes	150.00	
Williston Meeting November 2008 Food	100.00	
January Sleepover – Cleaning Tip	40.00	
Website fee	9.99	
TOTAL EXPENSES		<u>\$3928.43</u>

SUMMARY

BEGINNING BALANCE	\$6344.98	TOTAL INCOME	\$3804.41
PLUS INCOME	\$3804.41	TOTAL EXPENSES	<u>3928.43</u>
LESS EXPENSES	<u>3928.43</u>		
ENDING BALANCE	<u>\$6220.96</u>	NET LOSS	<u>(\$ 124.02)</u>

WHAT'S IN THE NEWS

NOVEMBER BADLANDS MEETING

The Medicine Lake and Plentywood members of the Badlands Quilt Guild would like to invite you to attend the November BQG meeting on November 20th in Medicine Lake, Montana. We will serve a lasagna meal at **12:00 MST** at the Lutheran Church with the meeting following the meal, one block south of Main Street.... turn left at the Club Bar on Main. There is a craft sale in town that day also. "Prairie Cupboard Craft and Home Sale" will be held at the Fire Hall on the end of Main Street from 10 AM to 3 PM.

Looking forward to seeing you !!

Please RSVP for the meal before November 19th to Janet McCabe, mccabe@nemont.net.

Save your Jo-Ann's receipts because it shows the number of the fabrics you bought, so if you need more you can check with the store using the number off of the receipt.

PRESIDENT: Susan Melgaard
melgaards@srt.com

VICE PRESIDENT: Carol Kummer
buckaroo@ruggedwest.com

SECRETARY: Janet McCabe
mccabe@nemont.net

TREASURER: Norma Lee Miller
nlmiller2@wil.midco.net

MEMBERSHIP: Donna Nason
1401 11TH ST SW MINOT ND 701-220-7413
sewspecial@min.midco.net

NEWSLETTER: Kathy Klang
kathyk@ruggedwest.com

WEB PAGE: Kris Jacobson
deepcrik@ndsupernet.com

MAIL NEWSLETTER: Michele Ripplinger
mriplinger@bis.midco.net

RETREAT CHAIR: Robin Johnson
robininbeach@gmail.com

ANYONE HAVING ANY BILLS FOR THE RETREAT NEED TO GET THEM TO NORMA LEE AS SOON AS POSSIBLE.

January Sleepover

Before leaving Retreat I booked twenty rooms for January's Sleepover in Medora. To get one of these rooms transferred into your name call the AmericInn in Medora. 701-623-4800.

Do not call the AmericInn Reservation number. The national reservation people don't know anything about our Medora bookings. I also asked about the sewing rooms. We will get what they can allow. They thought at least two and hopefully three. With the oil boom and all the extra people in Medora staying in the motels this year we might have to be a bit creative with the sewing arrangements. We're clever gals and we can make anything work. Don't wait too long to do your booking though. You can always cancel later. Susan

Extra Aprons from the Retreat for sale for \$10.

Contact Susan melgaards@srt.com or

Robin robininbeach@gmail.com if interested.

UPCOMING MEETINGS 3RD SATURDAY THE MONTH

November	Medicine Lake, MT
January	Medora Sleepover
March	Minot (Festival)
May	Bismarck
July	??????????
September	Watford City

BADLANDS MEMBERSHIP DUES FOR 2011

DUE JANUARY. SEND \$20 TO DONNA NASON, 1401 11TH ST SW, MINOT, ND 58701 701-220-7413 MAKE CHECK PAYABLE TO "BADLANDS GUILD" LET HER KNOW IF YOU WANT SNAIL MAIL OR EMAIL AND MAKE SURE SHE HAS YOUR CORRECT NAME, ADDRESS AND PHONE NUMBER.

This is an email from Debbie Hendrickson that we should really think about so we can discuss it at the next meeting in Medicine Lake.


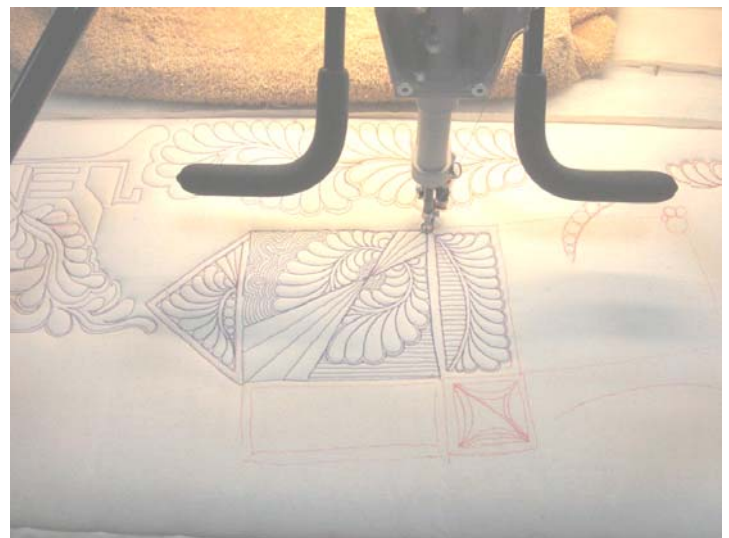
Ladies,





I know that we have previously discussed having the Trunk Show open to the public and we decided that you had to go to Retreat to go to the trunk show. I think that maybe at this time we should look at reconsidering. Now that we are back in Medora and the Trunk Show is in the auditorium separate from the dining room, where we have the banquet, maybe we should consider opening it for public viewing?? We have much more room in the auditorium than we are using. I don't know that we would get a lot of people interested but maybe a few. We could charge for the trunk show and lecture and possibly include them in the refreshments afterwards. We could charge a \$10 fee. My thoughts are that are numbers aren't growing for retreat attendance like we had hoped and the expenses for teachers are going up every year. As the oil boom continues I see the prices for our rooms possibly going up in the future. If we got 10 people to come to the trunk show that's a \$100 or maybe we would get more, maybe less. I think that maybe if someone from the surrounding area drove over and got a feel for what the Retreat is all about maybe next year they would consider coming for a day of classes. Maybe even the full retreat. I think it is a great way to expose some new people to what we have to offer. I can't see that it would do any harm but would be good advertising for the Retreat. I remember the first Retreat I attended was in Dickinson, I could only do a Friday day class because my family was meeting me and we were going to a college football game the next day. The retreat atmosphere was so electric that I was just sick when everyone went to the Friday night classes and I wasn't able to. I was a new quilter and felt a little intimidated by the whole retreat before I got there, being exposed to the atmosphere was very addicting I knew that next year I would be attending the whole retreat. I think that if ladies arrived for the trunk show; saw the costumes and the decorations and how much fun we were having they would get a feel for what the Badlands Retreat is all about. What great advertising. Just something to think about.

If you missed the Retreat, you really missed a magnificent quilter in Sharon Schamber. Her work was nothing short of unbelievable!!! She was a very fun and interesting lady who entertained, educated and inspired us to quilt.

She said that Deb Karasik, our 2011 National Teacher, is as fun as she is. So check out her website and think about bringing a friend to next year's Retreat. www.debkarasik.com

Here are some photos of Sharon's class and work. Thanks to Teresa Hecker.





PAT SLOAN'S 12 UFO BUSTER TIPS

TIP 1: YOU NEED TO KNOW WHAT YOU HAVE.

If you have **not** done this lately, then do it now... **Count** your Projects in Progress... you know ... the **UFOs!** Yes, I am serious, very serious. You need to haul out **ALL** the projects that have been started. Just the **STARTED** ones. And we are going to sort them. Sort them into these groups

- **GROUP A – ALMOST DONE** – not much left to finish it AND I LOVE the project and WANT to finish it
- **GROUP B – ALMOST DONE BUT** - This is the group that you have lost interest in and really don't feel like working on it any more.. GIVE THEM AWAY.. yep.. you'll feel MUCH better, give it away, sell it, but do not keep it!
- **GROUP C – PARTIALLY DONE AND I LOVE** the project and WANT to finish it
- **GROUP D – PARTIALLY DONE BUT....**Do you REALLY want to finish them? I think we often have more in these piles than we think we do
- **GROUP E – BARELY STARTED** – do you want to keep or not? What is in this group anyway? Are they **NEWLY** barely started? **OLD** Barely started? You must have done **SOMETHING** to put it in this pile. **COLLECTIONS** of fabric and pattern do not count (**YIPPEE!**) Take a **GOOD... HARD... RUTHLESS** look at this group and be sure what you leave in this pile are

TIP 2: SO YOU HAVE SPENT THE LAST TWO DAYS.

- Digging in boxes....
- Sorting through bags...
- Looking under the beds in the spare bedroom...

Have you found that:

- "Had less than you thought (some of you)"
- Or "more than you (most of us)"

I am impressed...Tip 2 is designed to move you towards **FINISHED UFO projects...** In order to finish you **MUST.... PICK SOME** to work on!!!! **But WHICH ONES you ask!** Here is what you do. You do NOT .. I repeat do NOT have to do ALL the "A" category first....Why not? Because that would be deadly boring for most of us! I do not want to have to quilt 15 quilts in a row.. no way Jose! Here is what you do... **PICK 3 to 10 to work on.** No more... No less

Pick one that is **FAST TO FINISH** to get started

Pick one that has a **CURRENT DEADLINE...**

Pick one you **SO LOVE working on.** One you are motivated by!

Pick one that is a **LONG TERM** project

Pick one (or two) that will be **GIFTS!!** .. It combines with that **DEADLINE** thing

Pick one you **LOVE AND Can finish easily..**

TIP 3: MAKE TIME TO QUILT.

This is UFO Busting so it's **MANDATORY to MAKE** time because if you don't work on a project it is **NOT** going to get done while sitting in a bag or a box the project will **NOT** finish itself.

I can promise you that!

EACH DAY you can do just 10 to 15 min of sewing and you will be **AMAZED** at how much you'll get done! Set a timer for 15 min and then sew sew sew! You also must have your project out so you can work on it. This is my set of blocks I'm doing hand blanket stitching on I have them next to my chair, with a light thread, scissors and everything **AT THE READY!** You can do it too....

YOUR ASSIGNMENT...

- Get a project out and available for working on EVERY DAY
- Pick a time you can work on your project.. 10 min in the morning before work?
- How about around lunch time for a handwork project?
- 15 min after dinner ?
- How about as soon as you walk in the door each night?

THERE IS 10 TO 15 MINUTES IN YOUR DAY...

- Put down the book.
- Don't fiddle with the TV.
- Talk on a headset while on the phone... hands free allows you to sew at the same time!
- Reduce your ...GASP internet time by 15 min...
- 10 to 15 min is doable!!

Pat Sloan will have more tips in her blog. Visit Pat at these places

Sign up for my Pat Sloan's email newsletter so you get the info <http://www.patsloan.biz> right side bar

... listen to her Radio Show!

<http://www.creativetalknetwork.com/>

...Read her Daily Blog

Blog - <http://patsloan.typepad.com>

...Join her nice Quilt Forum where you can meet lots of great quilt friends

<http://www.Quiltmashup.com>

And Join her Quilt page at Facebook for some fun!

<http://www.facebook.com/PatSloanQuiltFun>

Printed with permission from Pat Sloan

More tips to follow in future Newsletters

HOMELIFE ON THE PRAIRIE

Welcome, we are about to set out on an exciting journey. I hope your adventure will be fun and offer you opportunity to grow, not only with your quilting skills, but also offer you insight into some of quilting's traditional quilt blocks. I will be acting as your host through this journey. As much as I dislike "rules" it is necessary to lay groundwork so that we all understand up front what to expect so things can run smoothly. Please take the time to read the guidelines set forth here.


Be kind. This is a very friendly, encouraging and supportive group. Be patient, please keep in mind that there are those participating here with a wide range of quilting skills from the novice to the master and every level between. While this will be a challenge for some, we want this to be enjoyable for all.

No copyright infringements are being violated. The overall piece is being created in EQ-7 with blocks available in that program's library and/or using blocks which are available for FREE on the internet. You do not need to have EQ in order to participate in this project.

This Journey is not a swap, it is a quilt-a-long. This means you are making your own quilt. Therefore, you can choose whichever fabrics you like best that might include: Civil War repos, red/white/blue's, or totally scrappy. For those of you on a limited budget, you can purchase small amounts, charm packs, 1/6th, 1/8th or 1/4 yards as you go.

Beginning with this newsletter, two six-inch blocks per newsletter will be featured with an additional two six-inch blocks being posted on the website. Based upon this schedule you will have access to 24 blocks concluding with our September/October 2011 newsletter. Since I have 25 blocks in the original design, one additional block will be posted on the website sometime during the year and final layout directions will be available in September 2011. Keep in mind you may choose to make as many or as few of these blocks as you like.

WILD GOOSE CHASE



I used three different fabrics for this block, but it would also look beautiful as a scrappy block.

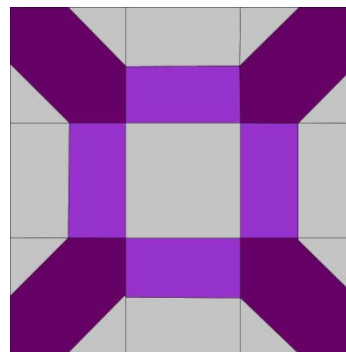
(6) 2-1/2" x 1-1/2" green rectangles
(6) 2-1/2" x 1-1/2" brown rectangles

(12) 1-1/2" x 1-1/2" green squares
(12) 1-1/2" x 1-1/2" brown squares
(1) 2-1/2" x 6-1/2" tan rectangle

Make six units with brown geese and six units with green geese. Sew units together to form a 2-1/2" x 6-1/2" strip of each. Piece these units together with the 2-1/2" x 6-1/2" tan rectangle. Your block should measure 6-1/2" x 6-1/2".

For a 12-inch variation of the Wild Goose Chase block visit <http://www.quilterscache.com/W/WildGooseChase2Block.html> or <http://www.quilterscache.com/W/WildGooseChaseBlock.html>

LINOLEUM



There are three different fabrics in this block.

(1) 2-1/2" x 2-1/2" square of gray
(4) 1-1/2" x 2-1/2" rectangles of gray
(4) 1-1/2" x 1-1/2" squares of gray cut on the diagonal for 8 half-square triangles

(4) 2-1/2" x 2-1/2" dark purple squares
(4) 1-1/2" x 2-1/2" light purple squares

Your half-square triangles will be sewn on opposite corners of each of the 2-1/2" square dark purple blocks; square these four blocks to 2-1/2" square. Sew a 1-1/2" x 2-1/2" gray rectangle to a 1-1/2" x 2-1/2" light purple rectangle. Press seams and square up to 2-1/2". Assemble blocks following diagram.

For a 12-inch variation of the Linoleum block visit <http://www.quilterscache.com/W/WildGooseChaseBlock.html>